



ExpenseConnect for Sage Intacct

What is ExpenseConnect?

SAP Concur adds a lot of value to your organization, but getting data from Concur into Sage Intacct is frustrating and time-consuming. You have to export hundreds of data columns and then manually parse and format the data so it can be uploaded into Intacct.

All this manual downloading, manipulating and reuploading of data increases the likelihood of errors.

That's why we've developed ExpenseConnect. A prepackaged cloud-to-cloud integration product, ExpenseConnect automatically integrates your expense data from SAP Concur to Intacct — drastically simplifying and streamlining the process.

How does it work?

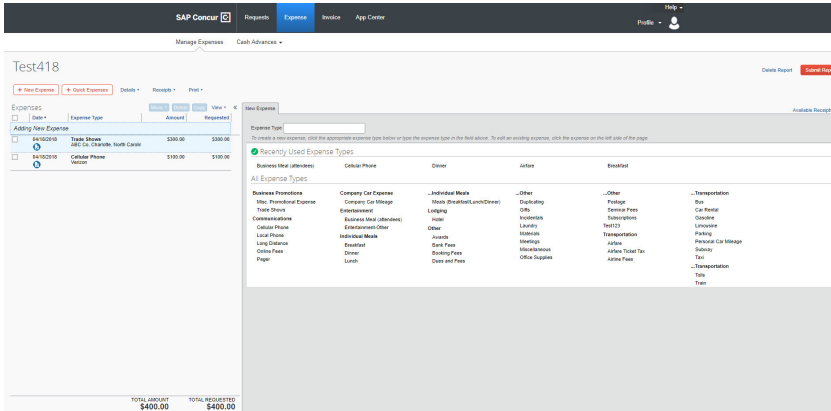
Built to be flexible yet secure, ExpenseConnect allows you to define the data mapping from Concur Expense to Intacct. The mapping functionality is easy to use and doesn't require costly custom development efforts.

ExpenseConnect can integrate expense reports from SAP Concur into any of the following modules within Intacct:

- General ledger (journal entry)
- Accounts payable (bills)
- Time & expense (expense report)
- Order entry (sales invoice)

The ultimate Concur integration tool

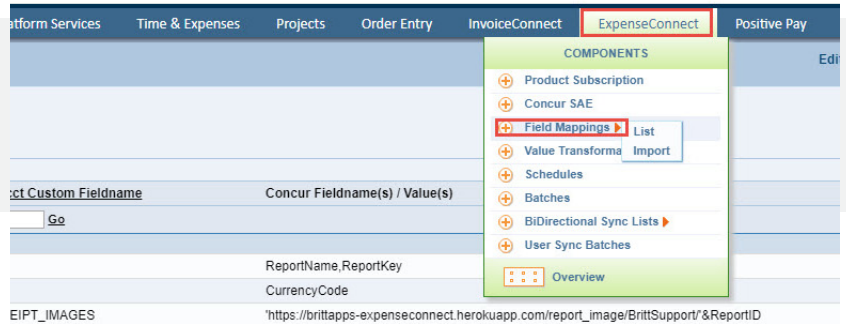
Because ExpenseConnect is built into the Intacct environment, you don't have to switch between applications and can keep working in Intacct. Great news, right? Here's a little more info on how ExpenseConnect works:



Employees continue to easily input expense and travel information into SAP Concur.

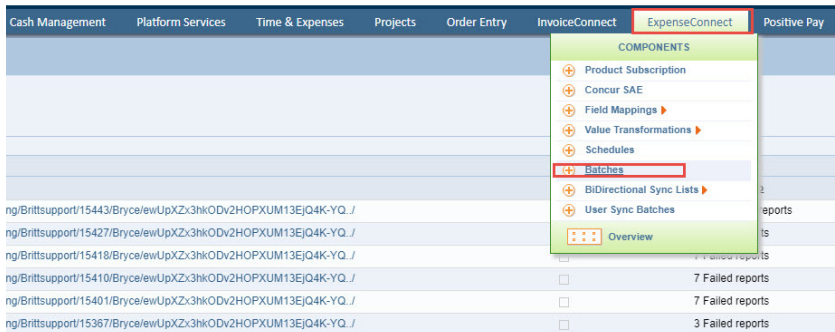
Salesdemo company x

All integration settings and data mappings are defined within your Sage Intacct environment.



Salesdemo company x

Seamless integration generates the appropriate documents and transactions within Sage Intacct.



Let's get started

Contact Wipfli to learn more about ExpenseConnect and view a free demo.

wipfli.com/Concur