

REGISTER TODAY
OR LEARN MORE AT
wipfli.com/CAHRHC2017

"For my first time attending a Wipfli conference, I found it informative and beneficial with things to bring back home to improve what and/or how we do things in our facility."

- Ward C. VanWichen, CEO – Phillips County Hospital

Critical Access Hospital and Rural Health Clinic CONFERENCE

2
LOCATIONS

May 2-4, 2017
Minneapolis, Minnesota

September 12-14, 2017
Reno, Nevada

FEATURED GUEST SPEAKER

Terry Hill, MPA

Senior Advisor for Rural Health Leadership and Policy

Speaking on The Future of Rural Health Care.



#WIPCAHRHC

Get entered in a special drawing by
tweeting about this event.

WIPFLI LLP
CPAs and Consultants
HEALTH CARE PRACTICE

This conference will be held in the following two locations:

May 2-4, 2017 | Minneapolis, Minnesota

September 12-14, 2017 | Reno, Nevada

CONFERENCE REGISTRATION

OPTION 1: Focus on Rural Health Clinics – \$200

OPTION 2: Focus on Critical Access Hospitals – \$400

OPTION 3: Full Conference – \$500 (most popular)

Visit wipfli.com/CAHRHC2017 and complete the PDF registration form for EACH individual attending from your organization. For groups of four or more per facility, contact Amy McBriar at **920.662.2823** or amcbriar@wipfli.com for a registration discount.

Please note: This conference is intended for provider organizations only.

CONFERENCE SESSIONS

- Legislative Update
- Rural Health Clinic Compliance
- Rural Health Clinic Billing
- Creating Connections Between Leadership and Business Operations
- Cost Reporting Pitfalls and Big Rocks
- A Deep Dive: Your CAH Medicare Cost Report From A-M
- Strategic Financial Planning: Understanding the Value of Your Initiatives
- Improving Access to Services When None Exist
- Preparing Now for What's to Come: Concepts for Improving Quality and Patient/Provider Satisfaction
- Build Your Way to a Healthy Revenue Cycle
- Preparing for the Future: Concepts for Understanding the Financial Impact of Value-Based Care
- Provider-Based Hospital Departments: Are We Compliant?

Wipfli Federal ID #39-0758449

Cancellations made 10 business days or more prior to event will receive full refund. Cancellations made less than 10 business days prior to the event are responsible for the full registration fee.



CPE for Day One: 8 hours, CPE for Days Two and Three: 11 hours, CPE for full conference: 19.5 hours. In accordance with the standards of the National Registry of CPE Sponsors, CPE credits are based on a 50-minute hour. Wipfli LLP is registered with the National Association of State Boards of Accountancy (NASBA) as a sponsor of continuing professional education on the National Registry of CPE Sponsors. State boards of accountancy have final authority on the acceptance of individual courses for CPE credit. Complaints regarding registered sponsors may be submitted to the National Registry of CPE Sponsors through its website: www.NASBARegistry.org.

Prerequisites: None


Advance Preparation: None

Instructional Delivery: Group - Live

Course Level: Basic

Field of Study: Specialized Knowledge and Applications

For more information regarding administrative policies, such as program cancellation or complaint policies, please contact Amy McBriar at amcbriar@wipfli.com.



HOTEL ACCOMMODATIONS

May 2-4, 2017 Minneapolis, Minnesota

Crowne Plaza Aire Minneapolis
International Airport Hotel & Suites
3 Appletree Square
Bloomington, Minnesota 55425

Special group rate:
\$130/night

Wipfli room block available
until April 14, 2017.

Phone Reservations: 877.270.1393
Room block code: Wipfli

September 12-14, 2017 Reno, Nevada

Peppermill Resort Spa Casino
2707 South Virginia Street
Reno, Nevada 89502

Special group rates:
Peppermill Tower \$99/night
Tuscany Tower \$119/night

Wipfli room block available
until August 12, 2017.

Phone Reservations: 866.821.9996
Room block code: CWIP917

ONLINE HOTEL RESERVATIONS

Visit wipfli.com/CAHRHC2017 for links to reserve your rooms online.

CONFERENCE ATTIRE

Business casual. Would you like to wear jeans? See our Casual for a Cause announcement below for details.



Casual for a Cause

Back by popular demand, all attendees are invited to wear jeans for a \$1 donation per day. All proceeds will be matched by Wipfli and donated to a nonprofit organization. More details to be provided at the conference.

QUESTIONS? Please email Amy McBriar at amcbriar@wipfli.com or visit wipfli.com/CAHRHC2017 for conference information.



FREE COST REPORT EVALUATION

Meet with a Medicare reimbursement expert to discuss your most recently filed Medicare cost report. Wipfli will provide complimentary one-on-one sessions to review your cost report, walk through each section, and help you understand reimbursement opportunities and other ways to potentially boost your overall financial performance.

Sign up for this FREE evaluation on the registration form.

**Limited sessions are available. We will contact you
to schedule a date and time slot.**



SHARE ON SOCIAL MEDIA

Every attendee who tells others about this conference or shares their experience while at the conference will be entered in a drawing for some really great prizes.

**Critical Access Hospital and Rural Health Clinic Conference:
Mention #WIPCAHRHC in your tweet.**

Also remember to follow Wipfli Health Care on LinkedIn at:
[linkedin.com/company/wipfli-health-care](https://www.linkedin.com/company/wipfli-health-care)

AGENDA



Rural Health Clinic Forum | Day One

7:30 – 8:30 a.m.	Registration and Breakfast (provided)
8:30 – 10:00 a.m.	Legislative Update
10:00 – 10:15 a.m.	Break
10:15 a.m. – Noon	Rural Health Clinic Compliance
Noon – 1:00 p.m.	Lunch (provided)
1:00 – 2:45 p.m.	Rural Health Clinic Billing
2:45 – 3:00 p.m.	Break
3:00 – 4:00 p.m.	Creating Connections Between Leadership and Business Operations
4:00 – 5:00 p.m.	Cost Reporting Pitfalls and Big Rocks

Critical Access Hospital Conference | Day Two

7:30 – 8:30 a.m.	Registration and Breakfast (provided)
8:30 – 8:45 a.m.	Welcoming Remarks
8:45 – 10:15 a.m.	General Opening Session – Terry Hill speaking on The Future of Rural Health Care
10:15 – 10:30 a.m.	Break
10:30 a.m. – Noon Breakout sessions (concurrent)	FINANCIAL TRACK: A Deep Dive: Your CAH Medicare Cost Report From A – M
	LEADERSHIP TRACK: Strategic Financial Planning: Understanding the Value of Your Initiatives
12:00 – 1:00 p.m.	Lunch (provided)
1:00 – 2:30 p.m. Breakout sessions (concurrent)	FINANCIAL TRACK: A Deep Dive: Your CAH Medicare Cost Report From A – M (continued)
	LEADERSHIP TRACK: Improving Access to Services When None Exist
2:30 – 2:45 p.m.	Break
2:45 – 4:30 p.m. Breakout sessions (concurrent)	FINANCIAL TRACK: A Deep Dive: Your CAH Medicare Cost Report From A – M (continued)
	LEADERSHIP TRACK: Preparing Now for What's to Come: Concepts for Improving Quality and Patient/Provider Satisfaction
5:00 – 7:00 p.m.	Networking Social

Critical Access Hospital Conference | Day Three

8:00 – 8:30 a.m.	Breakfast (provided)
8:30 – 10:00 a.m. Breakout sessions (concurrent)	FINANCIAL TRACK: Build Your Way to a Healthy Revenue Cycle
	LEADERSHIP TRACK: Preparing for the Future - Concepts for Understanding the Financial Impact of Value-Based Care
10:00 – 10:15 a.m.	Break
10:15 a.m. – Noon	Provider-Based Hospital Departments – Are We Compliant?



Rural Health Clinic | Day One

8:30 – 10:00 a.m. | General Session

Legislative Update

This session will focus on national rural policy matters impacting rural health clinics (RHCs) and current industry trends.

10:15 a.m. – Noon | General Session

Rural Health Clinic Compliance

If it has been some time since your RHC has been surveyed, resurveyed, or if you need a refresher of the RHC requirements, this session will discuss those compliance issues. In addition, we will discuss the Medicare provider-based requirements, conditions for RHC participation, key elements of the annual program evaluation, and the nondiscrimination provisions of Section 1557. You will take away key items from the survey report form that surveyors use to reduce the chance of any deficiencies that could jeopardize your RHC certification.

1:00 – 2:45 p.m. | General Session

Rural Health Clinic Billing

This session will cover basic concepts relating to Medicare billing in the RHC. Adequate time will be allotted for questions and answers. At the conclusion of this session, participants will have knowledge of:

- Medicare reporting of CPT/HCPCS codes
- Common RHC billing issues
- Differences between billing for RHC and non-RHC services
- Billing for preventive services
- Use of RHC revenue codes
- Reporting flu and pneumococcal vaccines

3:30 – 4:00 p.m. | General Session

Creating Connections Between Leadership and Business Operations

This session will focus on how disconnects between clinic leaders and the business office staff can adversely affect operational efficiencies and performance. Discussions will cover key performance metrics used in evaluating clinic performance in areas such as accounts receivable management, billing and collections, patient no-shows, methods used to share clinic performance expectations, and common strategies for creating a team-based approach to improving results.

4:00 – 5:00 p.m. | General Session

Cost Reporting Pitfalls and Big Rocks

This session will cover advanced topics related to Medicare RHC cost reporting. Included will be several actual case examples of common cost reporting inaccuracies and the opportunities for improvement. At the conclusion of this session, participants will understand the cost report implications of:

- Accounting for non-RHC activities and “carve outs”
- Accumulating encounter statistics
- Application of provider productivity standards
- Claiming reimbursement for Medicare bad debts
- Allocating hospital shared costs to the RHC
- Various operational strategies designed



Critical Access Hospital | Day Two

8:45 – 10:15 a.m. | General Session

General Opening Session

Mr. Terri Hill, senior advisor for Rural Health Leadership and Policy, will share his vision for the future of rural health care.

10:30 a.m. – Noon | Concurrent Session

FINANCIAL TRACK:

A Deep Dive: Your CAH Medicare Cost Report From A – M

This session will take an in-depth look into the inner workings of the Medicare cost report. Each worksheet will be thoroughly reviewed, and you will have a hands-on opportunity to work with your hospital's cost report (remember to bring it). As each worksheet is presented, we will discuss reimbursement strategies and their impact.

10:30 a.m. – Noon | Concurrent Session

LEADERSHIP TRACK:

Strategic Financial Planning: Understanding the Value of Your Initiatives

The typical strategic planning process is a board retreat where market conditions and future health care trends are considered to establish initiatives for future years one, two, or three. In this session, we will illustrate how to incorporate financial planning into the strategic planning process to help prioritize initiatives and understand the tradeoff between the investment of time and resources and the financial impact for the future. A robust discussion of key strategic initiatives critical access hospitals (CAHs) are considering will be augmented by the presentation of examples of the results of the process.

1:00 – 2:30 p.m. | Concurrent Session

FINANCIAL TRACK:

A Deep Dive: Your CAH Medicare Cost Report From A – M (continued)

This session will take an in-depth look into the inner workings of the Medicare cost report. Each worksheet will be thoroughly reviewed, and you will have a hands-on opportunity to work with your hospital's cost report (remember to bring it). As each worksheet is presented, we will discuss reimbursement strategies and their impact.

1:00 – 2:30 p.m. | Concurrent Session

LEADERSHIP TRACK:

Improving Access to Services When None Exist

This session will help you assess the limited resources available within your local community and develop a collaborative plan for building services that meet the health needs of your population. We will specifically discuss:

- Gaining a perspective on how to “start where you are” in developing a continuum of care for chronic care management for the underserved.
- Developing an understanding of care for behavioral patients in the emergency department.
- Introducing population health management concepts and how to plan for care in your local community.



Critical Access Hospital | Day Two (continued)

2:45 – 4:30 p.m. | Concurrent Session

FINANCIAL TRACK:

A Deep Dive: Your CAH Medicare Cost Report From A – M (continued)

This session will take an in-depth look into the inner workings of the Medicare cost report. Each worksheet will be thoroughly reviewed, and you will have a hands-on opportunity to work with your hospital's cost report (remember to bring it). As each worksheet is presented, we will discuss reimbursement strategies and their impact.

2:45 – 4:30 p.m. | Concurrent Session

LEADERSHIP TRACK:

Preparing Now for What's to Come: Concepts for Improving Quality and Patient/Provider Satisfaction

CAHs play an important role in caring for individuals in rural areas who otherwise have no accessible inpatient care. In this session, we will discuss how to create strategies for financial and operational improvements/innovations that will assist in the transition to value processes.

The impact of CMS's alternative payment models is driving hospitals and providers into ACO's shared savings plans and other alternative payment models. This action has required rural providers to effectively manage population health and engage patients in ways that improve compliance with treatment methods for chronic conditions and collaborate with the goal of achieving the Quadruple Aim.

This session will discuss several strategies and the challenges with data access and conversion into information that can provide direction to gaps in service, high-utilization patients, inefficiencies, community health needs, and help create solutions for the population served by your CAH.

Learning objectives:

- Discuss market changes that are driving rural hospitals to focus on population health strategies.
- Discuss strategies for CAHs preparing for the transition to value and population-based payment systems by focusing on population health, care transitions, and patient/provider satisfaction.
- Review hospital case studies that are redesigning health care delivery to focus on care transitions, expansion of primary care, alignment with major tertiary centers, and prevention strategies in settings to keep people healthy.



Critical Access Hospital | Day Three

8:30 – 10:00 a.m. | Concurrent Session

FINANCIAL TRACK:

Build Your Way to a Healthy Revenue Cycle

This session will help you understand the various types of denials and how to build an effective revenue cycle team within your hospital. You will learn how to identify short pays and no pays without a contract management system. We will also discuss ways to build a program that identifies the health of your preservice, admissions, charge capture, coding, E&M support documentation, and billing. This session will educate participants on the importance of integrating charging and coding, and we will provide you with tips to maintain a healthy chargemaster. By the end of this session, you will be armed with vital information to build a healthy revenue cycle for the future.

Learning objectives:

- Build an “embryo to grave” claim review system.
- Categorize denials, build a hospital denial team, and work with payors
- Determine the attributes of a healthy chargemaster

8:30 – 10:00 a.m. | Concurrent Session

LEADERSHIP TRACK:

Preparing for the Future - Concepts for Understanding the Financial Impact of Value-Based Care

We will focus on concepts for understanding the financial impact of value-based care as it relates to the organization and patients.

Learning objectives:

- Understand how hospital and clinic volumes may change under value-based care models in the future and how to move your hospital toward a population health focus.
- Understand how to turn claims and other financial data into meaningful information to assist with strategic decision making regarding value-based care.
- Share experiences with each other regarding how other CAHs are dealing with the organizational challenges and new expectations related to value-based care.

10:15 – Noon | General Session


Provider-Based Hospital Departments – Are We Compliant?

Many hospitals (including CAHs) have on- and off-campus departments that are designated provider-based for Medicare. This designation can have a significant impact on the financial health of an organization and requires adherence to Medicare regulations. Are your departments compliant with Medicare regulations?

With national attention being placed on the reimbursement of provider-based departments, CMS is focusing on compliance with the provider-based department regulations. This session will discuss:

- The history of provider-based.
- Important dates that may impact your provider-based status.
- Criteria that needs to be considered when assessing your provider-based department(s) (including provider-based RHCs) for compliance with the provider-based regulations.

We will also provide an overview of the final outpatient rule governing site neutral payment provisions of Section 603 of the Bi-Partisan Budget Act of 2015, including new developments related to this provision. Our final discussion will include compliance strategies and strategies for hospitals that provide space to visiting specialists.



Kelly Arduino, MA, MBA, Partner, Financial Advisory Services – Wipfli

Kelly has more than 20 years of experience in health care, with an emphasis in health care finance and strategy. As an unbiased financial advisor for clients including critical access hospitals, independent community hospitals, and senior living facilities, she focuses on helping clients secure capital for large renovation/replacement projects. In addition, she works as an ad hoc advisor for ongoing needs (e.g., buying vs. leasing equipment). Kelly also performs credit assessments to determine an organization's current cost of capital and develops financial ratio targets with corresponding plans for improving the quantitative and qualitative metrics that matter most to investors, resulting in a lower interest rate for borrowing.



Nathan Baugh, Director of Government Relations – NARHC

Nathan was hired at Capitol Associates, a government relations firm specializing in Health Care policy, in April of 2015 to work on Rural Health Clinic issues. He was first exposed to health care issues in the summer of 2011 when he worked as an intern for Capitol Associates. Nathan graduated from the College of William and Mary in 2012 with a bachelor of arts in Government and immediately began working for a logistics firm in Norfolk, VA. After a year, he returned to his native California and began working on various political campaigns while interning for Representative Juan Vargas (CA-51). Nathan has penned a number of articles on both the broader trends in health care policy and detailed changes to the Rural Health Clinic Program. He specializes in PQRS, Essential Community Provider, and Chronic Care Management issues as they relate to Rural Health Clinics.



Jeff Bramschreiber, CPA, Partner – Wipfli

Jeff specializes in all the business aspects of operating a medical practice, including physician service alignment and physician compensation design. For more than 25 years, he has worked with medical practices of all types and sizes, from sole practitioners to 200+ physician medical groups. He has successfully developed strategies to improve revenue, reduce costs, and enhance the profitability of numerous medical practices. Drawing on his extensive experience, Jeff offers unique strategies designed specifically for each individual client, from issue identification through effective problem resolution.




Bonni R. Brownlee, MHA, CPHQ, PCMH-CCE, Manager, Clinical Operations – Wipfli

Bonni is a health care management professional with over 25 years experience in health program development, operations, quality management, and performance improvement. With her expert working knowledge of primary care clinic operations across multiple business models, Bonni has planned and directed primary care transformation initiatives in multiple states, providing expertise in practice redesign and evolution towards the Patient Centered Medical Home (PCMH) model of care. She is an expert trainer on topics dealing with clinic operations, PCMH transformation, and performance/quality measurement and improvement.



Shannon Eng, MBA, Manager – Wipfli

Shannon has 15 years of health care experience in public and private health care facilities including hospitals, health systems, and county programs. She has designed and managed successful programs for the U.S. and international markets. As a member of the firm's clinical operations team, her expertise includes project design, implementation and management, health system transformation strategies, and process improvement and data tracking initiatives. Shannon has been published in peer-review medical journals and has received professional awards in recognition of her work ethic, results orientation, and entrepreneurial aptitude.



Bill Finerfrock, Executive Director – NARHC

As cofounder and executive director of National Association of Rural Health Clinics (NARHC), Bill is a nationally recognized expert on the RHC program as well as a frequent advisor on rural health issues. In addition to his work with RHCs, he is a consultant for several health professional groups and one of the country's largest health maintenance organizations.



Terry Hill, MPA, Director – Rural Health Innovations

Terry is executive director of Rural Health Innovations and senior advisor for Rural Health Leadership and Policy for the National Rural Health Resource Center. He has more than 30 years of experience working with rural health care leaders throughout the nation. He facilitated seven national summit meetings and has written dozens of published articles.



Judith A. Holloway, MPH, RHIA, CCS, CCS-P, Senior Manager – Wipfli

Judith has over 30 years experience in the health care industry, primarily in the areas of clinical and administrative operations and systems. She has extensive experience in various clinical coding systems, including ICD-10. Her accomplishments include implementing coding compliance programs, providing HIM consulting, assisting in assessment of electronic health records (EHR), and designing and presenting seminars on coding and clinical data. She has served as an expert witness in litigation involving the structure and content of facility charge description masters. Judith speaks at many conferences and has written for professional journals and coding guides.



Teresa Jacques, CRCR, Senior Manager – Wipfli

Teresa is a revenue cycle expert with over 30 years of experience working in various health care facilities including hospitals, long-term care, clinics, and behavioral health settings. Her specific areas of expertise include revenue cycle reviews, grant analysis, AR valuations, charity care, and bad debt analysis, chargemaster and pricing reviews, and various other revenue cycle related work, including compliance audits. Teresa has also held long-term interim CFO positions at small hospitals.



Jane Jerzak, CPA, RN, Partner – Wipfli

With more than 26 years of experience in clinical reimbursement and strategic planning, Jane is a catalyst for positive organizational change in the current dynamic health care marketplace. With dual expertise as a certified public accountant and a registered nurse, she is uniquely positioned to provide unparalleled service to health care clients. Utilizing her extensive experience in strategic planning and reimbursement, Jane offers her clients individualized solutions to complex issues.



Jeffrey Johnson, CPA, Partner – Wipfli

Jeff provides audit, reimbursement, and consulting services to a variety of health care organizations. Specifically, he provides strategic and financial solutions to hospitals, medical practices, and other health care providers through Wipfli's Spokane office. A certified public accountant with more than 20 years of in-depth experience in the field, Jeff is able to offer specialized services to this highly complex and ever-changing industry sector.



Kathy LaBrake, CPA, Partner – Wipfli

Kathy has 26 plus years of auditing, accounting, and consulting experience; she provides audit and consulting services for a variety of health care entities. Her expertise extends to financial feasibility studies, debt capacity studies, Medicare and Medicaid cost reporting, medical practice management, medical practice operational assessments, physician income distribution analysis, and operations reviews.



Mary Lopez, MSN, RN, Senior Manager – Wipfli

Mary has over 35 years experience in health care. She began her career as a critical care staff nurse, progressed to a clinical nurse specialist, and then worked in the areas of nursing education, quality improvement and administration. Today she is a consultant in the firm's clinical operations practice. Mary works to support organizational change with a focus on quality outcomes, enhanced patient experience, and a healthy practice environment. She provides GACH/SNF/ASC operations assessment, program/document development for system PI, case management, budgets, survey prep, plans of correction, and partners with the revenue cycle team for MDS compliance and records review. She is also called on as an expert witness.



Vicki Mueller, CPA, Director – Wipfli

Vicki has more than 20 years of consulting experience with health care organizations. She works in a variety of health care settings including hospitals, nursing homes, home health agencies, and rural health clinics and provides expert advice in the areas of reimbursement, feasibility studies, clinic assessments, fee schedules, revenue cycle testing, and Medicare enrollment. In her tenure with Wipfli, she has developed particular expertise in providing reimbursement services for critical access and PPS (prospective payment system) hospitals and health clinics in both rural and nonrural settings.



Holly Pokrandt, CPA, Partner – Wipfli

Holly is a health care industry expert with more than 20 years of in-depth experience working with hospitals (CAH and PPS), nursing homes, elderly housing developments, home health agencies, and provider-based clinics. Her experience is wide ranging and includes financial feasibility and projection studies, Medicare and Medicaid reimbursement analysis, cost report preparation, operational reviews and recommendations for improvement, reimbursement appeals, and critical access hospital analysis.



Erik Prosser, CPA, Senior Manager – Wipfli

Erik is a manager in Wipfli's Spokane office. He specializes in critical access hospital Medicare and Medicaid reimbursement and audit. Erik provides cost reporting, audit, and consulting services to numerous providers in the region. This has allowed him to develop a solid understanding of the issues that concern the health care industry.



Katie Jo Raebel, Senior Manager – Wipfli

Katie Jo has 17 years of experience in audit and accounting focused exclusively on health care industry clients. She specializes in assisting freestanding and provider-based clinics to navigate through the rural health clinic (RHC) certification process and is an expert in the RHC arena. Katie Jo helps to calculate the RHC Medicaid rate, provides education regarding changes in billing because of certification, and consults on all areas specific to RHCs. She is a regular speaker at the Rural Health Clinic Association of Washington conferences and has presented at a number of additional regional RHC conferences.



Liz Stallings, RN, BSN, Director – Wipfli

Liz is a preeminent resource in behavioral health strategy, operations, and clinical transformation. She specializes in helping all types of health facilities and clinics address the issue of improving care for behavioral health patients and in helping hospitals find the money to support behavioral health care services in this age of health care reform. She is a psychiatric nurse by education and was a behavioral health services executive and leader for over 25 years at a prominent health system in Northern California. Liz has served as chair of the American Hospital Association Psychiatric and Substance Abuse Section as well as chair of the California Hospital Association Center for Behavioral Health. She has also completed a certification for Population Health Management through the California Hospital Association.



Paul Traczek, CPA, Partner – Wipfli

Paul devotes 100 percent of his time to the health care industry, with his primary focus on planning, conducting, and overseeing financial statement audits of health care organizations. He provides reimbursement and operational assistance to health care clients of all sizes, from small rural health care facilities to large organizations with annual net patient service revenue in excess of \$500 million. In addition, Paul specializes in assisting his clients with preparation of Medicare and Medicaid cost reports and optimization of reimbursement.



Eric Volk, CPA, Partner – Wipfli

Eric is a partner who specializes in critical access hospital Medicare and Medicaid reimbursement and audits. He provides cost reporting, audit, and consulting services to numerous providers across the country. This has enabled Eric to develop a solid understanding of the issues that concern the health care industry. In addition, he has significant experience in improving cost-based reimbursement and providing cost report audit and appeal support for CAHs.

REGISTRATION FORM

Please note: This conference is intended for provider organizations only.

Complete this form and email or fax with your credit card information to:

Wipfli LLP | Attention: Amy McBriar | Email: amcbriar@wipfli.com | Fax: 920.739.6707

Check box for location: ☐ Minneapolis, Minnesota ☐ Reno, Nevada

Check box for registration: ☐ \$200 – RHC only ☐ \$400 – CAH only ☐ \$500 – RHC and CAH (most popular)

Registration:

Paying by check: Make check payable to Wipfli LLP and mail to:

Wipfli LLP | Amy McBriar | 2901 E. Enterprise Avenue | Appleton, Wisconsin 54913

Paying by credit card: Accepted by secure fax (920.739.6707) or phone (920.662.2823).

Method of Payment:

☐ MC ☐ Visa ☐ DISCOVER ☐ AMEX | Cardholder: ☐ Individual ☐ Company

Card Number: Exp. Date: /
MONTH YEAR

CARDHOLDER NAME (PLEASE PRINT)

AUTHORIZATION SIGNATURE

Amount Enclosed: \$

☐ I am a Board of Directors member attending the conference for free.

Select the concurrent sessions you plan to attend:

Critical Access Hospital Conference | Day Two

10:30 a.m. – Noon CHOOSE ONE	<input type="checkbox"/> FINANCIAL TRACK: A Deep Dive: Your CAH Medicare Cost Report From A – M <input type="checkbox"/> LEADERSHIP TRACK: Strategic Financial Planning: Understanding the Value of Your Initiatives
1:00 – 2:30 p.m. CHOOSE ONE	<input type="checkbox"/> FINANCIAL TRACK: A Deep Dive: Your CAH Medicare Cost Report From A – M (continued) <input type="checkbox"/> LEADERSHIP TRACK: Improving Access to Services When None Exist
2:45 – 4:30 p.m. CHOOSE ONE	<input type="checkbox"/> FINANCIAL TRACK: A Deep Dive: Your CAH Medicare Cost Report From A – M (continued) <input type="checkbox"/> LEADERSHIP TRACK: Preparing Now for What's to Come: Concepts for Improving Quality and Patient/Provider Satisfaction

Critical Access Hospital Conference | Day Three

8:30 – 10:00 a.m. CHOOSE ONE	<input type="checkbox"/> FINANCIAL TRACK: Build Your Way to a Healthy Revenue Cycle <input type="checkbox"/> LEADERSHIP TRACK: Preparing for the Future - Concepts for Understanding the Financial Impact of Value-Based Care
---------------------------------	--

☐ Please check if you would like to have a complimentary review of your latest Medicare cost report. We will follow up with you to schedule a time.

☐ Please check if you plan to attend the **Networking Social Day Two - CAH Conference**

ATTENDEE NAME

TITLE

INSTITUTION

ADDRESS

CITY

STATE

ZIP

E-MAIL ADDRESS

PHONE NUMBER

☐ Please check this box if you have specific dietary requirements or if you have a disability requiring special assistance. (We will contact you.)

For additional attendees, please copy this form or visit wipfli.com/CAHRHC2017 to print additional copies.

For questions, please contact Amy McBriar at 920.662.2823 or amcbriar@wipfli.com or visit wipfli.com/CAHRHC2017.