

CU Profile

EXAMPLE CU, EXAMPLE CITY, STATE

Institution Size

Total Assets: \$1.7 billion
Branches: 17
Employees: 335
Federal Reserve RSSD ID:
Regulatory ID:
ABA Number:

Strategic Focus

Lending: RRE Lending
Funding: High Share Balance
OBS Fee: High Off-Balance Sheet

Structure & Charter

Charter:
Established:

Market Area

Market Size:
Market Coverage:
Type of Membership
Low Income Designation
Main Address:
City, State, ZIP:

Wipfli's Strategic Advisory Services Group is providing you this report in conjunction with our Virtual Chief Strategy Officer (vCSO) consulting services. The information in this report is made available through our partnership with FI Navigator. The report, along with consulting, is designed to help your financial institution better understand the significant factors impacting your strategy and profitability compared to the performance of similar financial institutions across the nation (Peer Group).

Why a Peer Group? FI Navigator has developed a strategic classification system to ensure the matching of a strategic peer group that shares a similar lending, funding and off-balance sheet focus. A financial institution's operating strategy, as reflected by its balance sheet and revenue composition heavily influences its route towards high performance. Analysis of strategic comparables generates performance exceptions (or conclusions) that, when addressed, are much more likely to impact performance.

As part of your periodic vCSO engagement, our team will reach out to schedule your next consultation. Alternatively, you may contact the Strategic Advisory Services team at strategicadvisory@wipfli.com to schedule your next vCSO session or with any additional questions on your bank peer group, ratios or strategies.

Wipfli's Financial Services Practice has a solid understanding of the unique issues facing financial institutions. Our specialists educate, advise, and assist financial institutions in successfully navigating the complex legislative and regulatory environments. Our practice includes certified internal auditors, certified compliance specialists, certified trust auditors, certified information technology specialists, former bankers and regulators, and licensed certified public accountants with the background knowledge and consulting experience necessary to provide top-rate services. In addition, Wipfli's experts deliver results and create value by sharing their proactive advice and extensive industry information with their clients.

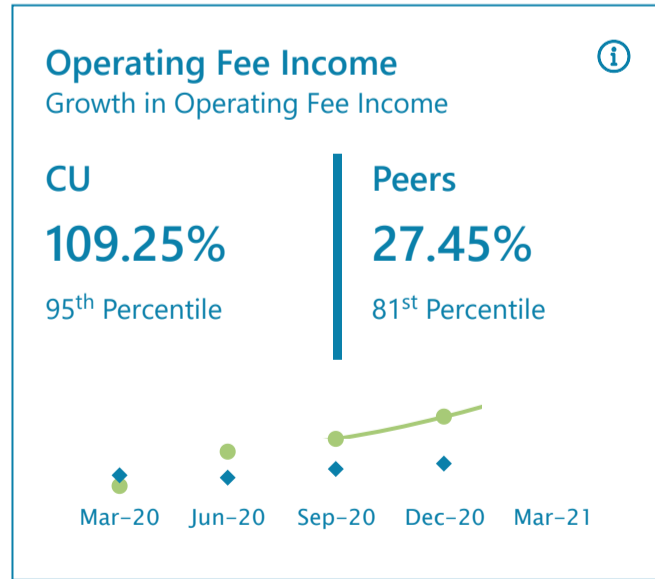
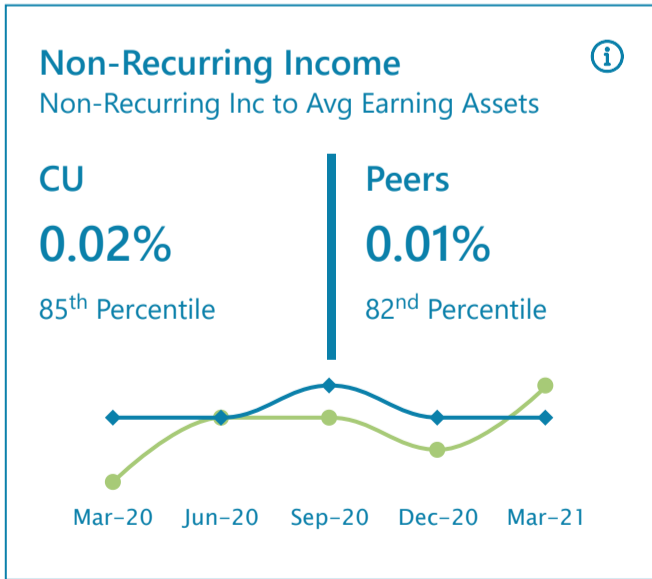
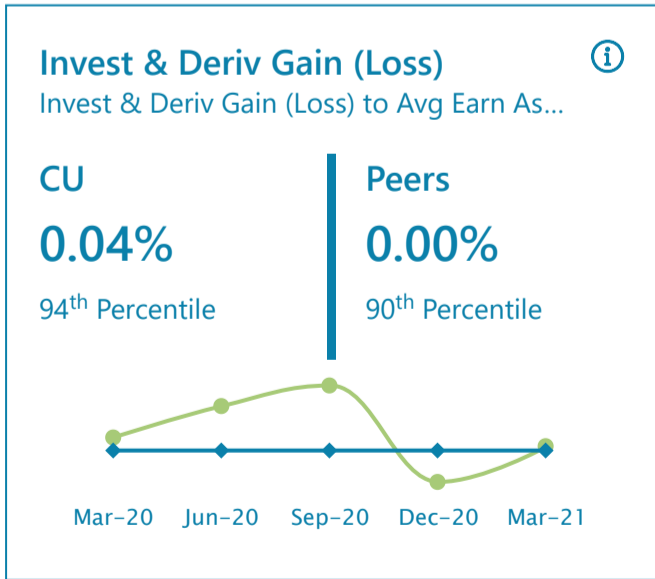
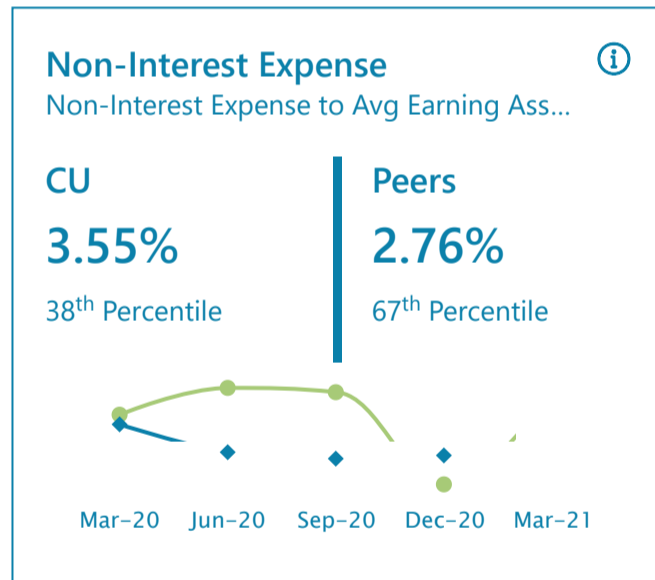

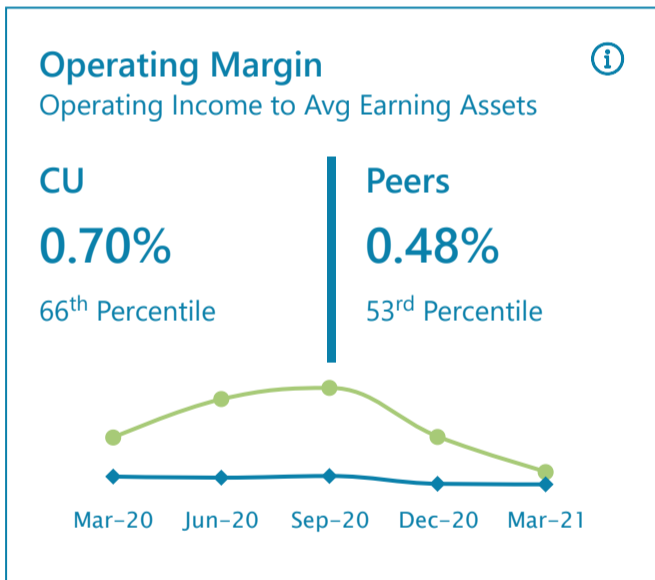
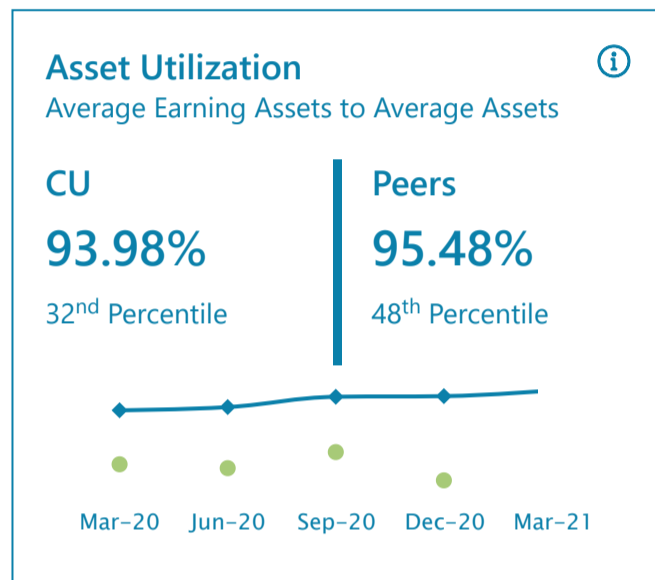
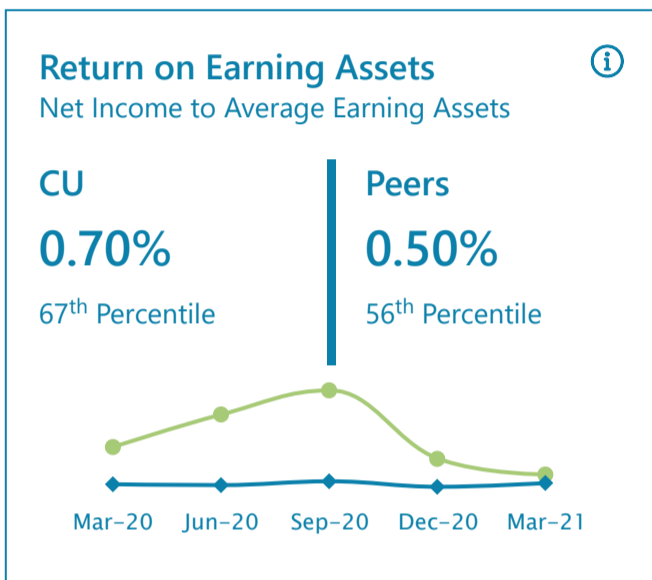
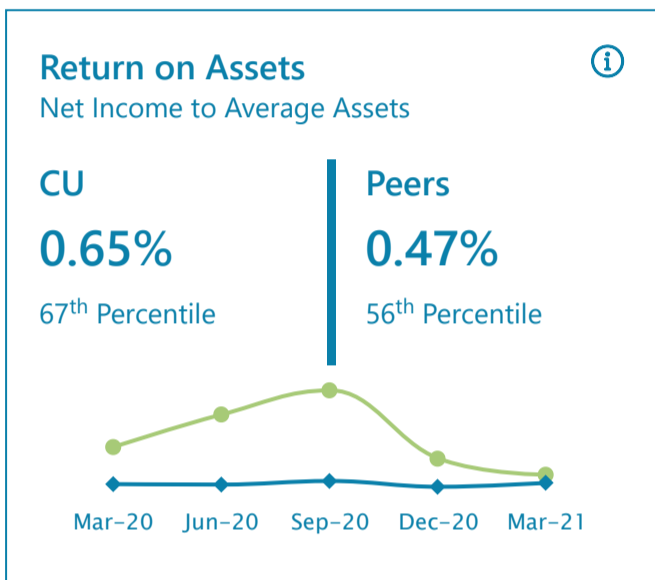
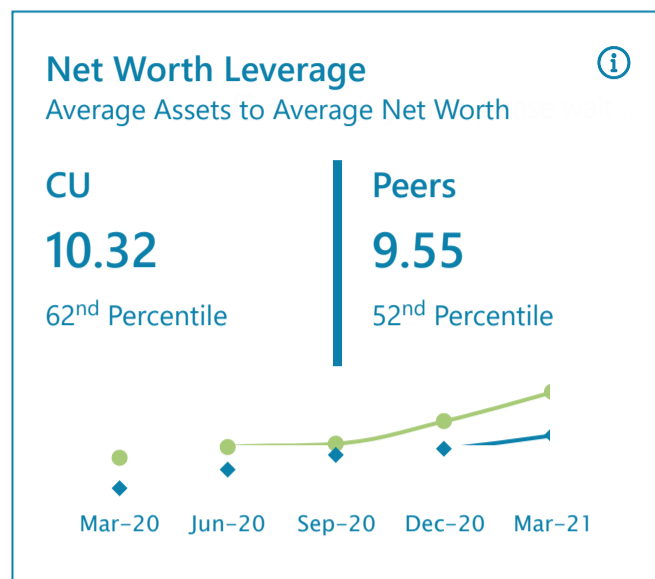
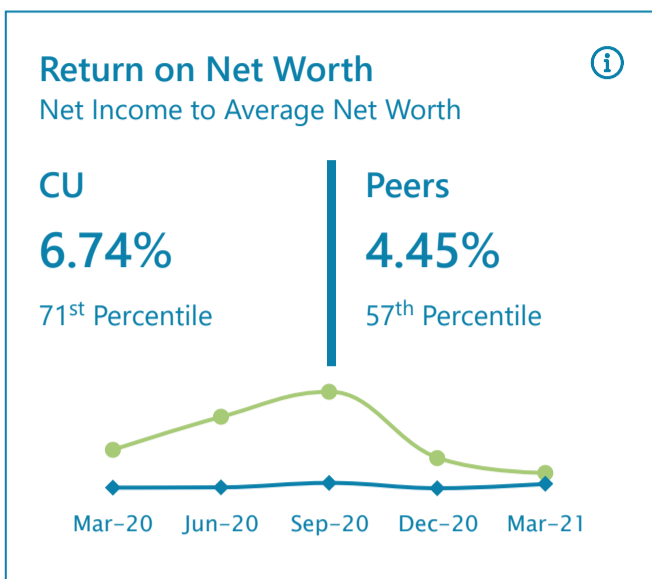
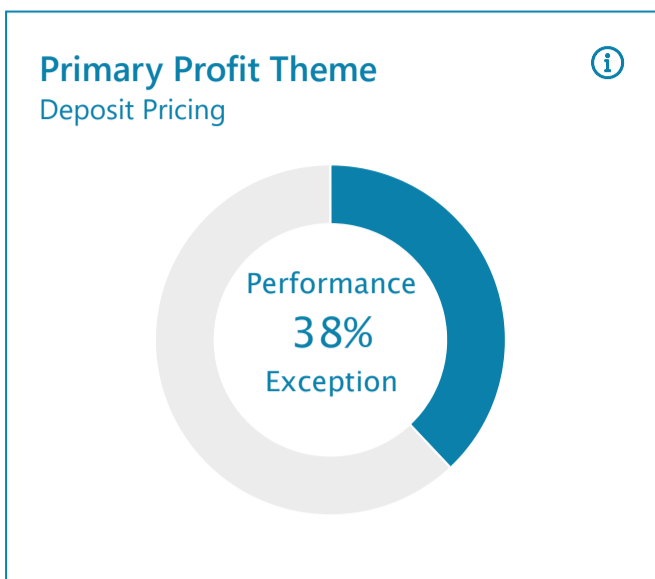
% Profit

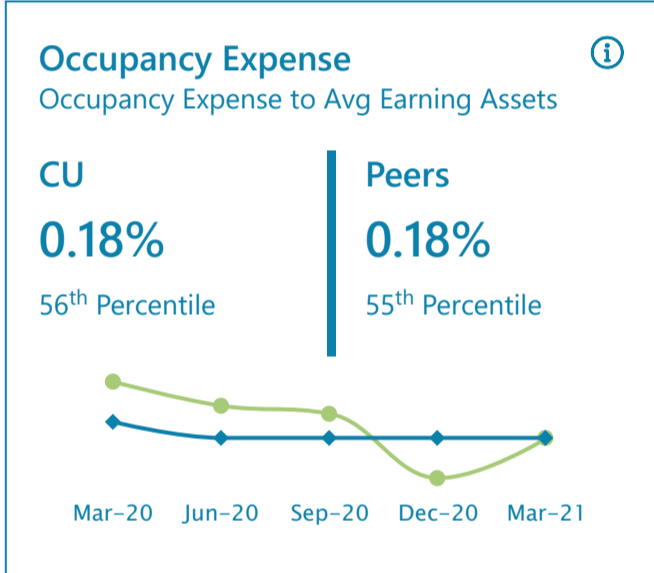
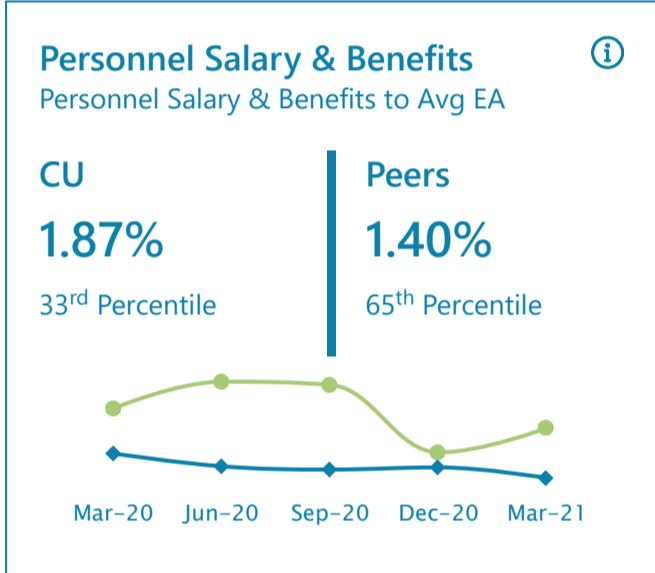
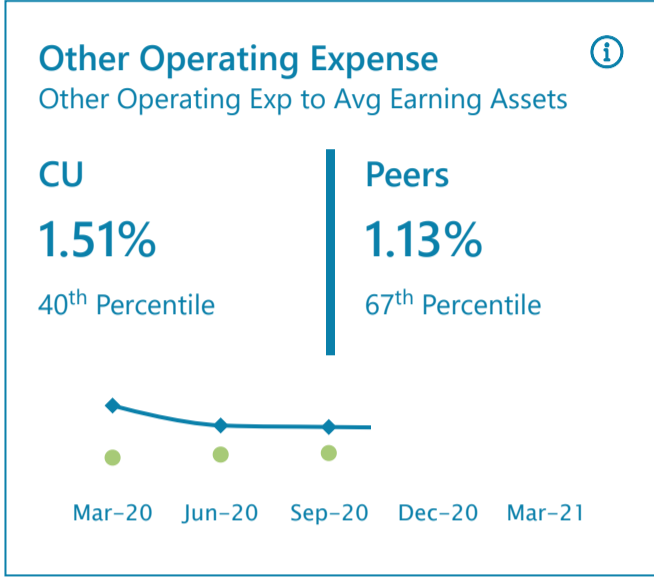
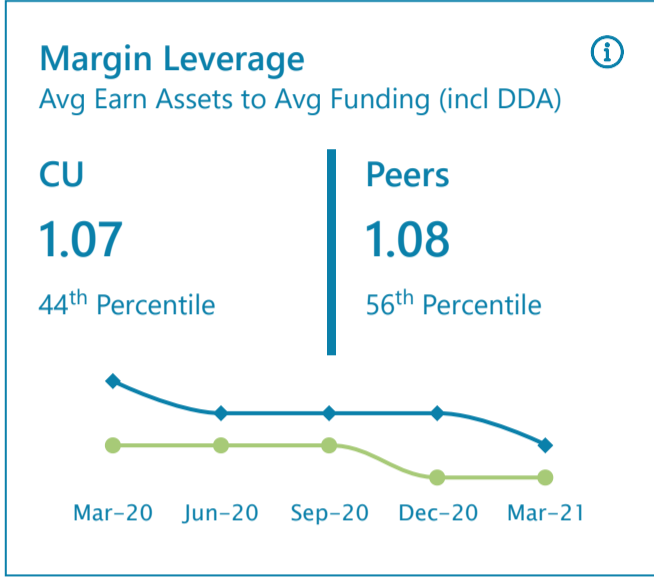
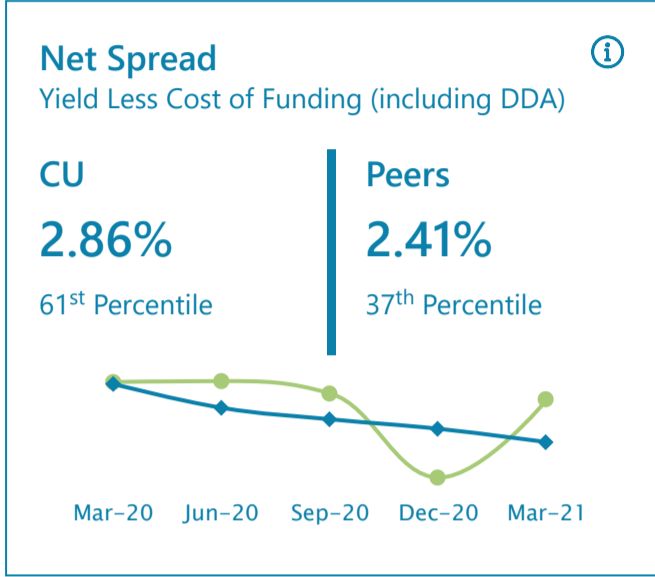
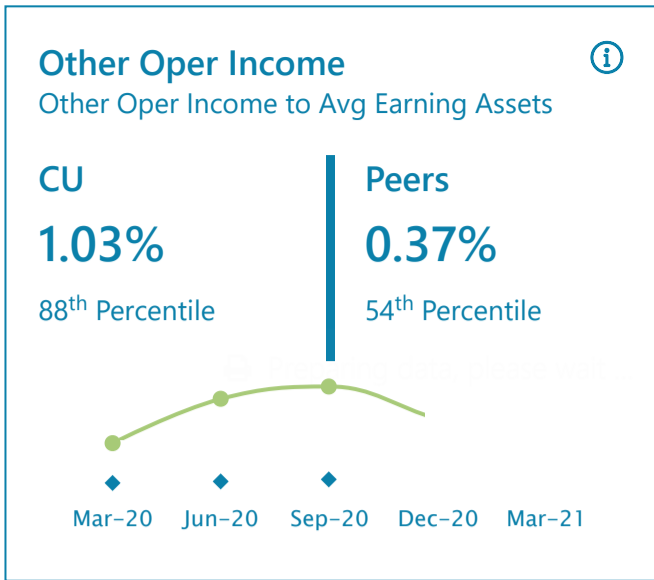
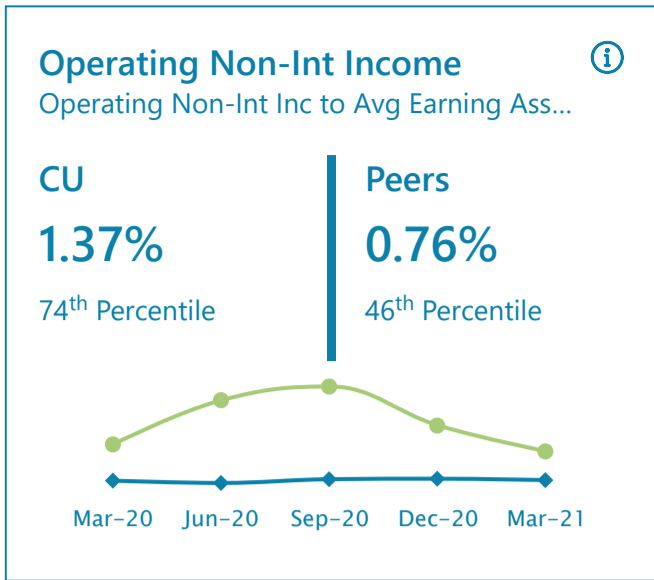
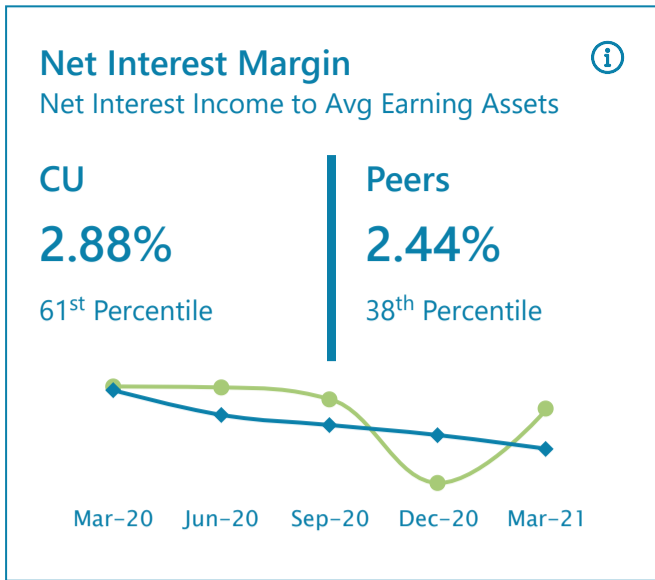
Insight into the key drivers of profitability

Current Period: March 2021

Time Span: Quarterly

Peer Group: Strategic Focus: HOME.HBAL.HGH





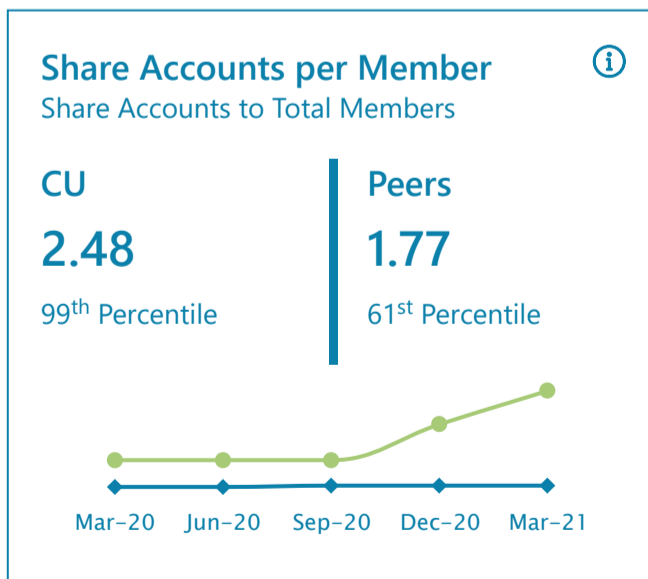
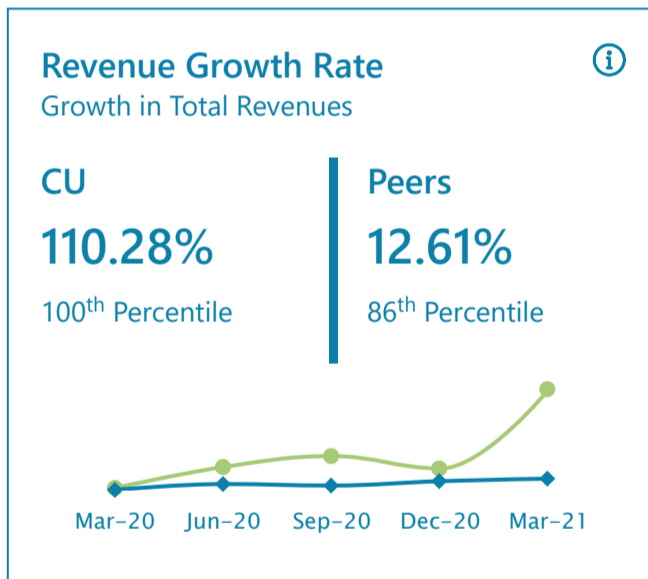
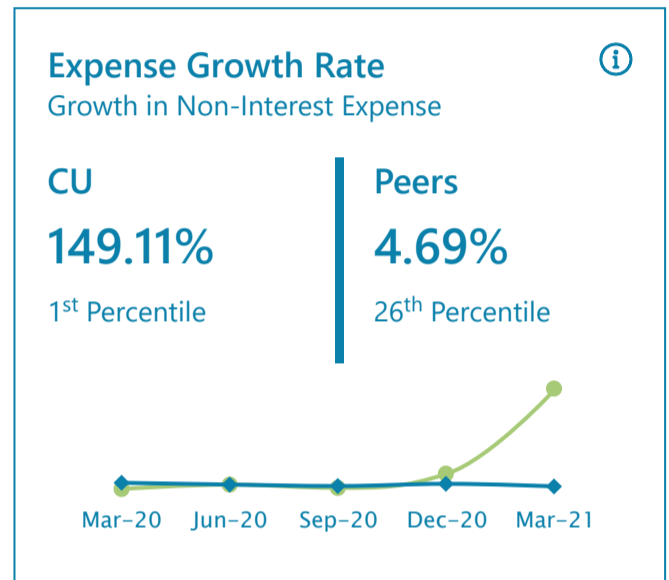
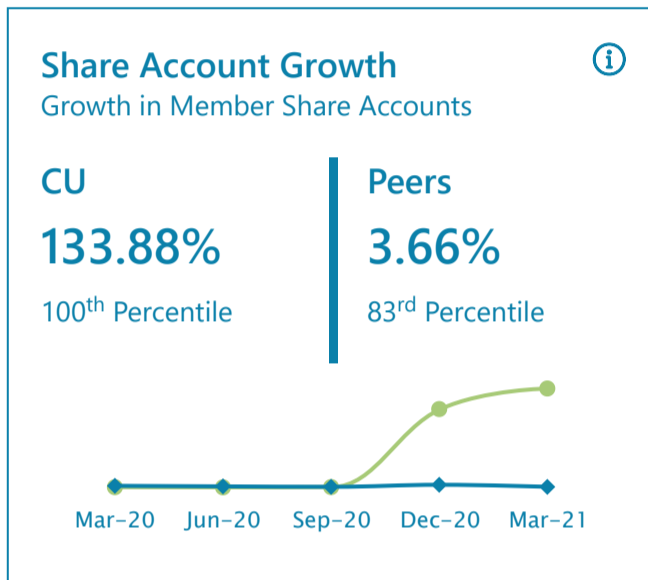
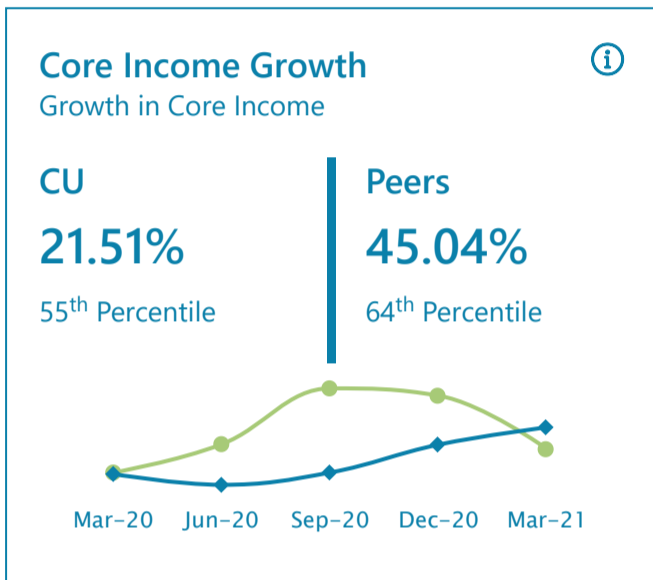
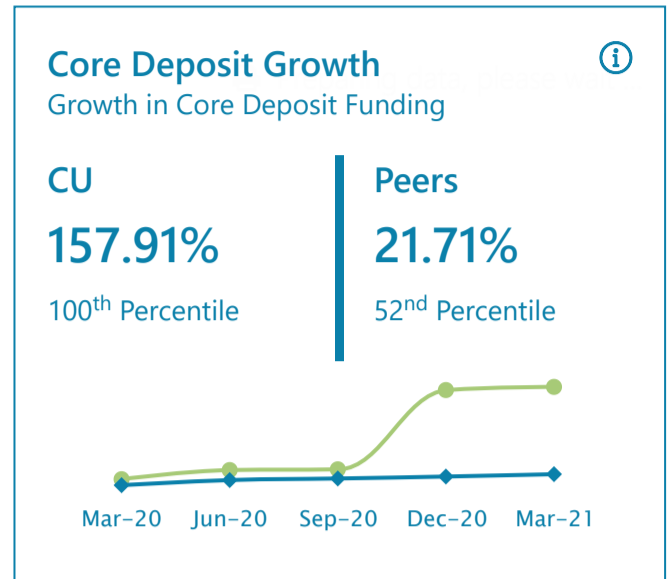
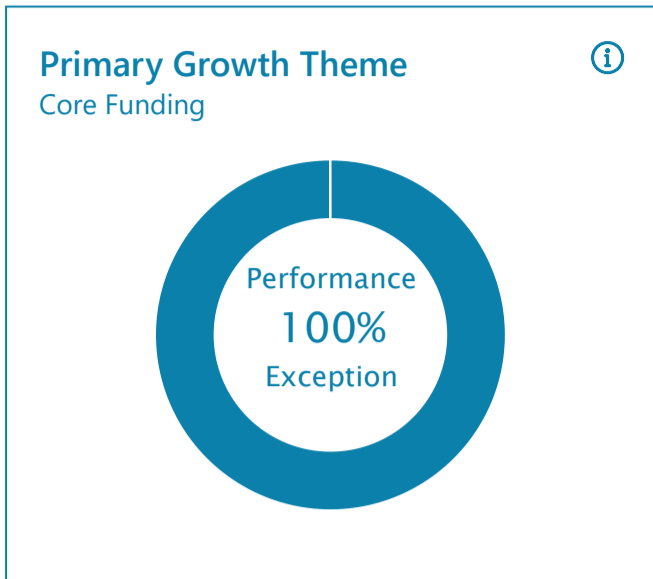
Growth

Insight into the key drivers of growth

Current Period: March 2021

Time Span: Quarterly

Peer Group: Strategic Focus: HOME.HBAL.HGH



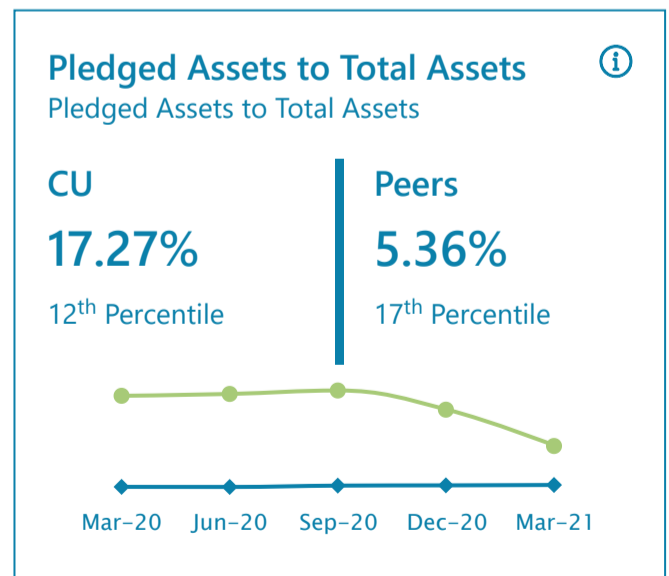
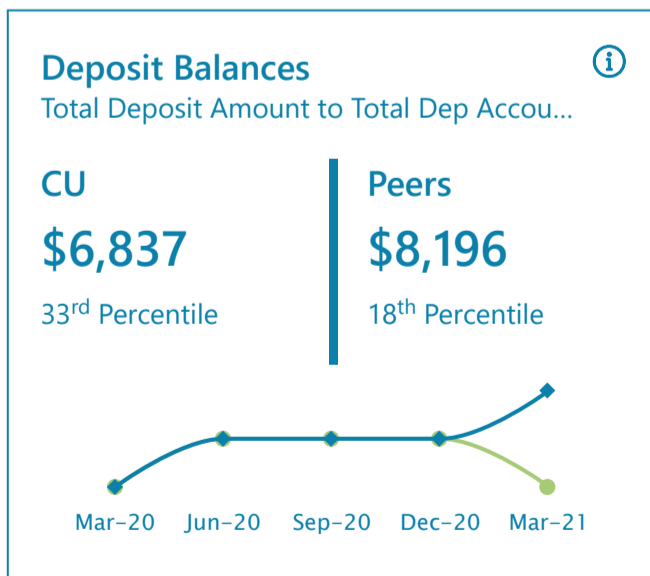

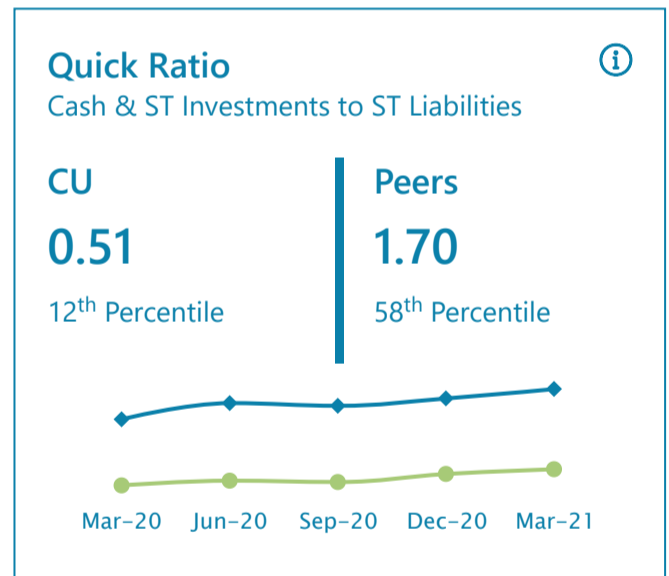
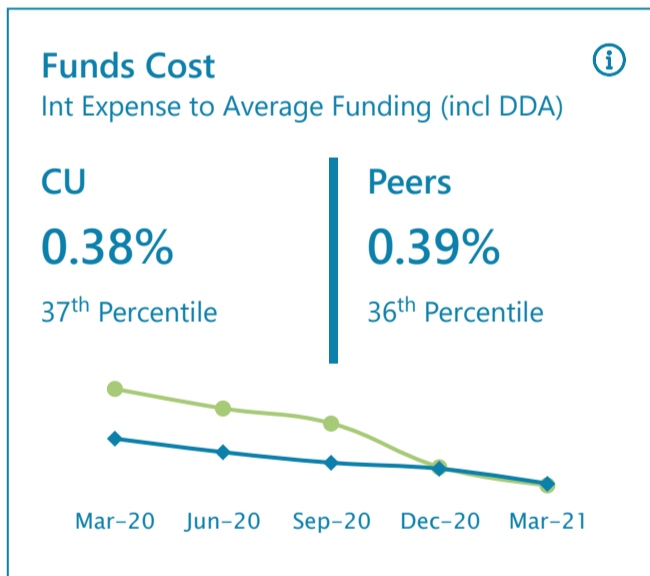
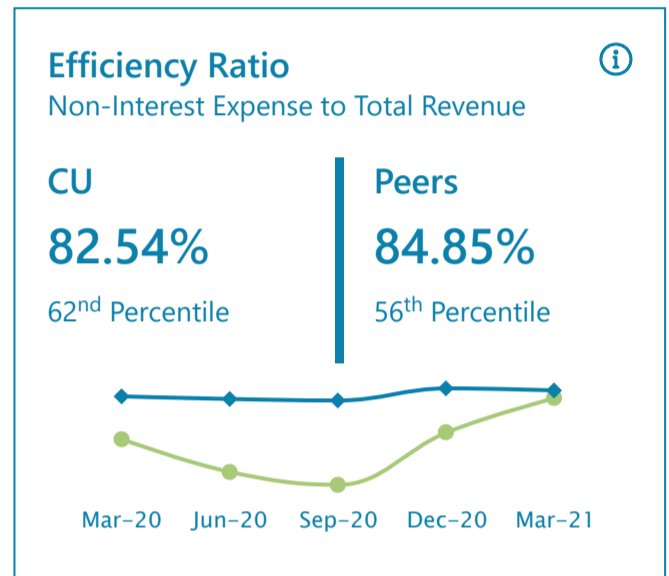
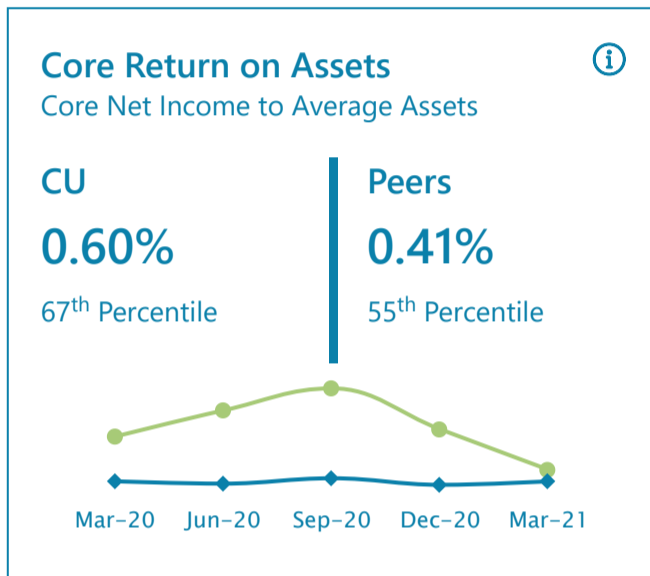
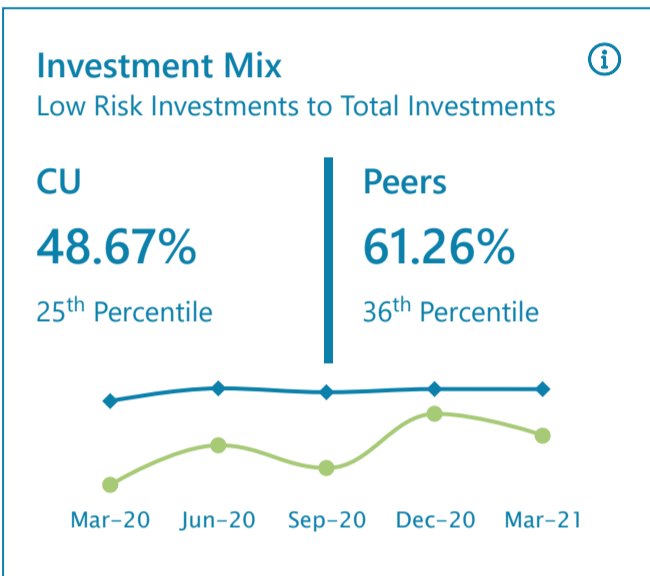
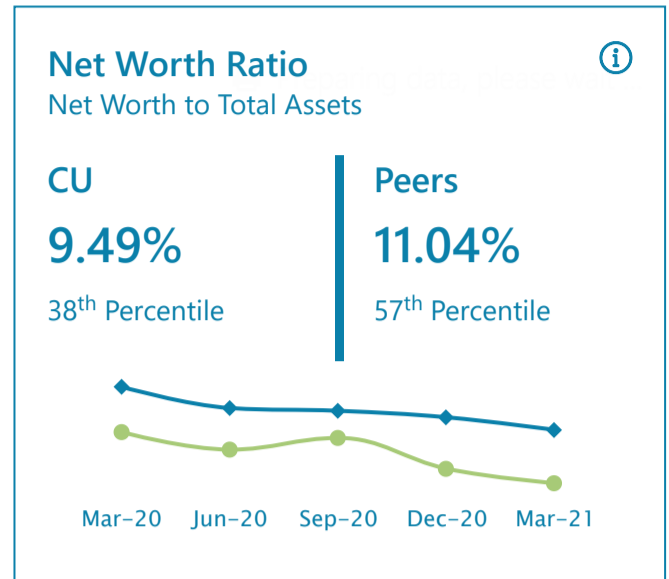
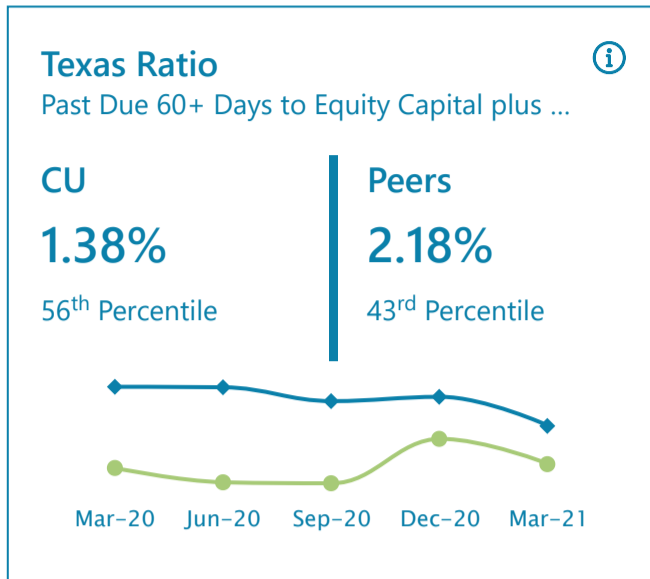
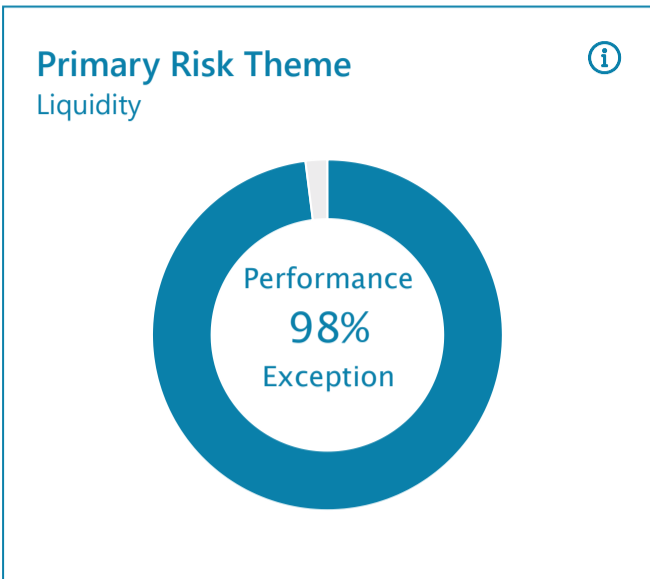


Insight into the key drivers of risk

Current Period: March 2021

Time Span: Quarterly

Peer Group: Strategic Focus: HOME.HBAL.HGH



Core Deposit Growth

Growth in Core Deposit Funding



CU

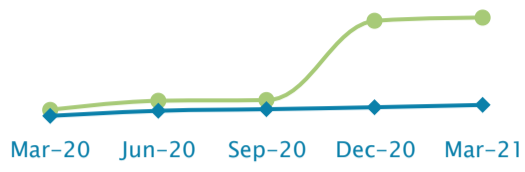
157.91%

100th Percentile

Peers

21.71%

52nd Percentile



Preparing data, please wait

AFS Assets to Total Assets

Available for Sale Assets to Total Assets



CU

NA

NaNth Percentile

Peers

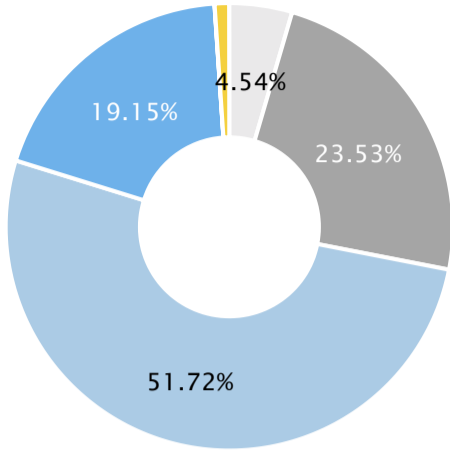
100.00%

NaNth Percentile



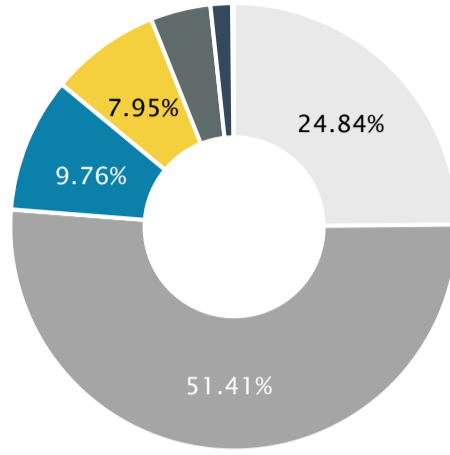
Strategy

Lending Focus
RRE Lending



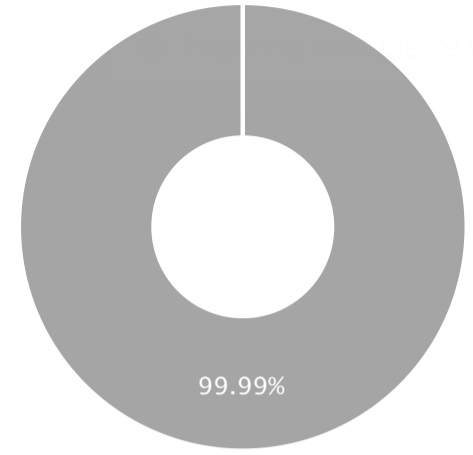
- Unsecured Personal Loans
- Secured Personal Loans
- Residential Real Estate Loans
- Commercial Real Estate Loans
- Agricultural Loans
- Other Commercial Loans

Funding Focus
High Share Balance



- Share Drafts
- Regular & Money Market
- Health Savings Accounts
- All Other Shares
- Retail Share Certificates
- Jumbo Share Certificates
- IRA/Keogh Accounts
- Non-Member Deposits

OBS Fee Income Focus
High Off-Balance Sheet



- Fee Income
- Fees per Member

Market

Market Coverage

Interstate



Branches in 10 Counties; 2 States

Market Size

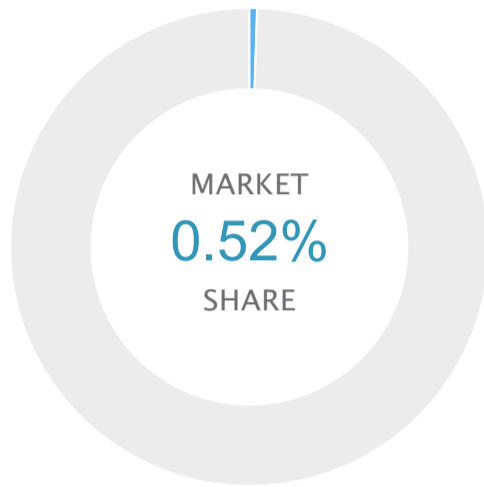
Large Central Metro



Deposit Market Share

as of June 2020

FI Type: CU & Bank



FI Name	Deposits	Share	1-Yr Growth
U S BK NA, CINCINNATI, OH	\$107,264,433	37.43%	16.32%
WELLS FARGO BK NA, SIOUX FALLS, SD	\$64,443,992	22.49%	0.40%
BMO HARRIS BK NA, CHICAGO, IL	\$14,145,145	4.94%	27.29%
TCF NB, SIOUX FALLS, SD	\$8,305,964	2.90%	23.67%
JPMORGAN CHASE BK NA, COLUMBUS, OH	\$7,790,160	2.72%	60.52%
ASSOCIATED BK NA, GREEN BAY, WI	\$6,341,008	2.21%	6.48%
BREMER BK NA, SAINT PAUL, MN	\$6,241,725	2.18%	22.56%
AMERIPRISE BK FSB, MINNEAPOLIS, MN	\$5,300,381	1.85%	140.32%
BANK OF AMER NA, CHARLOTTE, NC	\$4,634,383	1.62%	47.88%
WINGS FNCL CU, APPLE VALLEY, MN	\$3,328,211	1.16%	17.12%
OLD NB, EVANSVILLE, IN	\$3,185,060	1.11%	25.44%
BRIDGEWATER BK, SAINT LOUIS PARK, MN	\$2,289,454	0.80%	32.42%
BELL BK, FARGO, ND	\$2,023,026	0.71%	58.36%
PNC BK NA, WILMINGTON, DE	\$1,802,627	0.63%	26.73%
TRUSTONE FNCL CU, PLYMOUTH, MN	\$1,488,525	0.52%	26.76%
STEARNS BK NA, SAINT CLOUD, MN	\$1,430,455	0.50%	-0.60%
JOHNSON BK, RACINE, WI	\$1,418,808	0.50%	35.28%
ALERUS FNCL NA, GRAND FORKS, ND	\$1,342,998	0.47%	48.00%
LANDMARK CU, NEW BERLIN, WI	\$1,276,360	0.45%	19.28%
HIWAY CU, SAINT PAUL, MN	\$1,254,160	0.44%	23.02%
BANK OF THE WEST, SAN FRANCISCO, CA	\$1,229,114	0.43%	421.10%
SUNRISE BKS NA, SAINT PAUL, MN	\$1,119,287	0.39%	13.46%
EDUCATORS CU, MOUNT PLEASANT, WI	\$1,090,661	0.38%	17.18%
AFFINITY PLUS FCU, SAINT PAUL, MN	\$1,025,585	0.36%	27.97%
TRI CITY NB, OAK CREEK, WI	\$1,006,447	0.35%	17.58%
AMERICAN NB, OMAHA, NE	\$961,606	0.34%	32.62%
TRADITION CAP BK, WAYZATA, MN	\$884,269	0.31%	26.31%
CHOICE FNCL GRP, FARGO, ND	\$864,919	0.30%	41.36%
MINNESOTA B&T, EDINA, MN	\$820,199	0.29%	59.17%
PREMIER BK, MAPLEWOOD, MN	\$818,688	0.29%	16.69%
UNITED BKR BK, BLOOMINGTON, MN	\$793,576	0.28%	44.50%
NORTH SHORE BK FSB, BROOKFIELD, WI	\$784,764	0.27%	8.51%
WATERSTONE BK, WAUWATOSA, WI	\$777,634	0.27%	2.39%
FIRST MW BK, CHICAGO, IL	\$736,909	0.26%	36.20%
NORTH AMER BKG CO, ROSEVILLE, MN	\$727,545	0.25%	50.24%
CENTRAL MN CU, MELROSE, MN	\$690,886	0.24%	21.67%
CITY & CTY CU, SAINT PAUL, MN	\$681,351	0.24%	12.55%

FI Name	Deposits	Share	1-Yr Growth
SPIRE CU, FALCON HEIGHTS, MN	\$673,970	0.24%	27.53%
IDEAL CU, WOODBURY, MN	\$668,990	0.23%	11.97%
MIDWESTONE BK, IOWA CITY, IA	\$627,335	0.22%	20.58%
CONNEXUS CU, WAUSAU, WI	\$605,025	0.21%	13.14%
FIDELITY BK, EDINA, MN	\$594,737	0.21%	50.29%
UNIVERSITY OF WI CU, MADISON, WI	\$585,805	0.20%	22.95%
VERMILLION ST BK, VERMILLION, MN	\$577,220	0.20%	22.98%
DEERWOOD BK, WAITE PARK, MN	\$509,988	0.18%	24.81%
ROYAL CU, EAU CLAIRE, WI	\$500,392	0.17%	26.76%
SUMMIT CU, MADISON, WI	\$493,672	0.17%	26.56%
MINNWEST BK, REDWOOD FALLS, MN	\$485,604	0.17%	84.83%
BAXTER CU, VERNON HILLS, IL	\$464,160	0.16%	18.17%
TOPLINE FCU, MAPLE GROVE, MN	\$456,655	0.16%	17.68%
NORTHEAST BK, MINNEAPOLIS, MN	\$420,973	0.15%	34.48%
HIGHLAND BK, SAINT MICHAEL, MN	\$404,877	0.14%	19.97%
TOWN BK NA, HARTLAND, WI	\$399,823	0.14%	115.28%
LAKE ELMO BK, LAKE ELMO, MN	\$391,302	0.14%	19.67%
MERCHANTS BK NA, WINONA, MN	\$382,412	0.13%	34.92%
CIBC BK USA, CHICAGO, IL	\$364,414	0.13%	32.77%
MIDCOUNTRY BK, BLOOMINGTON, MN	\$351,287	0.12%	-2.18%
ALLIANCE BK, LAKE CITY, MN	\$347,834	0.12%	39.36%
FRANSEN B&T, LONSDALE, MN	\$334,587	0.12%	31.62%
FALCON NB, FOLEY, MN	\$331,296	0.12%	25.86%
PLATINUM BK, OAKDALE, MN	\$312,767	0.11%	36.39%
BANKCHEROKEE, SAINT PAUL, MN	\$306,212	0.11%	26.95%
MY CU, BLOOMINGTON, MN	\$303,564	0.11%	15.18%
CITIZENS INDEPENDENT BK, SAINT LOUIS PARK, MN	\$299,383	0.10%	17.49%
BANKVISTA, SARTELL, MN	\$299,136	0.10%	29.68%
FIRST-CITIZENS B&TC, RALEIGH, NC	\$293,334	0.10%	13.75%
NORTH STAR BK, ROSEVILLE, MN	\$287,572	0.10%	15.73%
FIRST AMER BK, ELK GROVE VILLAGE, IL	\$271,467	0.09%	5.03%
21ST CENTURY BK, LORETTO, MN	\$267,507	0.09%	133.99%
PYRAMAX BK FSB, GREENFIELD, WI	\$259,943	0.09%	0.41%
THINK MUTUAL BK, ROCHESTER, MN	\$256,490	0.09%	17.76%
LAKE AREA BK, LINDSTROM, MN	\$252,185	0.09%	41.39%
SECURITY B&TC OF GLENCOE, GLENCOE, MN	\$251,358	0.09%	25.45%
DBA GENISYS INV SVCS, AUBURN HILLS, MI	\$249,096	0.09%	20.82%
FIRST ST B&T, BAYPORT, MN	\$240,527	0.08%	7.04%
AMERICAN HERITAGE NB, LONG PRAIRIE, MN	\$236,152	0.08%	30.63%
FIRST MINNETONKA CITY BK, MINNETONKA, MN	\$235,358	0.08%	24.43%
GREAT SOUTHERN BK, REEDS SPRING, MO	\$228,786	0.08%	-2.58%
EQUITABLE BK SSB, WAUWATOSA, WI	\$218,454	0.08%	12.01%
GATEWAY BK, MENDOTA HEIGHTS, MN	\$217,299	0.08%	33.39%
SENTRY BK, SAINT JOSEPH, MN	\$209,559	0.07%	24.77%
CROWN BK, EDINA, MN	\$201,335	0.07%	25.84%
LIBERTY BK MN, SAINT CLOUD, MN	\$195,616	0.07%	23.29%
SHAREPOINT CU, BLOOMINGTON, MN	\$193,920	0.07%	14.26%
SAINT PAUL FCU, SAINT PAUL, MN	\$193,335	0.07%	29.93%
THRIVENT FCU, APPLETON, WI	\$192,810	0.07%	18.32%
CASTLE ROCK BK, CASTLE ROCK, MN	\$192,011	0.07%	18.10%
FLAGSHIP BK MN, WAYZATA, MN	\$190,073	0.07%	42.44%

FI Name	Deposits	Share	1-Yr Growth
CHARTER BK, EAU CLAIRE, WI	\$182,628	0.06%	7.83%
NORTHWESTERN MUT CU, MILWAUKEE, WI	\$175,542	0.06%	21.07%
GUARDIAN CU, WEST MILWAUKEE, WI	\$163,072	0.06%	14.36%
NORTHERN TC, CHICAGO, IL	\$161,072	0.06%	33.14%
HOMETOWN BK, REDWOOD FALLS, MN	\$159,278	0.06%	63.48%
COMMERCE BK, GENEVA, MN	\$158,875	0.06%	3.82%
UNION B&TC, MINNEAPOLIS, MN	\$157,608	0.05%	8.90%
RIVERLAND BK, JORDAN, MN	\$149,171	0.05%	28.72%
PREMIER BK MN, FARMINGTON, MN	\$149,009	0.05%	28.22%
NEW MARKET BK, ELKO NEW MARKET, MN	\$147,390	0.05%	40.00%
BUILDING TRADES FCU, MAPLE GROVE, MN	\$147,039	0.05%	12.68%
STATE BK OF THE LAKES NA, ANTIOCH, IL	\$144,485	0.05%	30.01%
GREAT RIVER FCU, SAINT CLOUD, MN	\$143,115	0.05%	15.17%
FARMERS ST BK OF HAMEL, HAMEL, MN	\$139,205	0.05%	21.09%
GREAT MIDWEST BK SSB, BROOKFIELD, WI	\$138,987	0.05%	14.18%
SAINT CLOUD FNCL CU, SAINT CLOUD, MN	\$137,964	0.05%	23.93%
SOUTH METRO FCU, PRIOR LAKE, MN	\$135,258	0.05%	28.04%
CORTRUST BK NA, MITCHELL, SD	\$135,182	0.05%	0.05%
MINNESOTA NB, SAUK CENTRE, MN	\$134,663	0.05%	27.96%
HEARTLAND CU, INVER GROVE HEIGHTS, MN	\$125,528	0.04%	22.60%
GRANITE CMNTY BK, COLD SPRING, MN	\$124,960	0.04%	11.31%
VISIONBANK, SAINT LOUIS PARK, MN	\$123,222	0.04%	59.66%
DRAKE BK, SAINT PAUL, MN	\$122,518	0.04%	28.24%
WISCONSIN B&TC, MADISON, WI	\$119,203	0.04%	51.22%
ROUNDBANK, WASECA, MN	\$118,456	0.04%	24.56%
FIRST B&T, BROOKINGS, SD	\$116,769	0.04%	30.53%
PRIME FNCL CU, CUDAHY, WI	\$116,316	0.04%	11.27%
SECURITY ST BK OF MARINE, MARINE ON SAINT CROIX, MN	\$116,224	0.04%	14.40%
LAKEVIEW BK, LAKEVILLE, MN	\$115,950	0.04%	32.89%
LAKE CMNTY BK, LONG LAKE, MN	\$114,624	0.04%	13.88%
FIRST NB MN, SAINT PETER, MN	\$114,443	0.04%	4.24%
UNITED EDUCATORS CU, APPLE VALLEY, MN	\$114,333	0.04%	9.93%
FREEPORT ST BK, FREEPORT, MN	\$110,277	0.04%	8.83%
FIRST ST BK OF SAUK CENTRE, SAUK CENTRE, MN	\$105,194	0.04%	12.04%
HARVEST BK, KIMBALL, MN	\$103,873	0.04%	21.79%
NOVATION CU, OAKDALE, MN	\$99,519	0.03%	12.36%
FIRST RESOURCE BK, LINO LAKES, MN	\$94,155	0.03%	100.53%
CITIZENS ST BK, NORWOOD YOUNG AMERICA, MN	\$84,016	0.03%	16.99%
FIRST FED BK OF WI, WAUKESHA, WI	\$83,793	0.03%	3.94%
BANK OF MAPLE PLAIN, MAPLE PLAIN, MN	\$83,655	0.03%	17.96%
FIRST WESTERN B&TC, MINOT, ND	\$82,781	0.03%	45.41%
ASSOCIATED HEALTHCARE CU, WOODBURY, MN	\$80,768	0.03%	14.45%
STEARNS BK HOLDINGFORD NA, HOLDINGFORD, MN	\$76,878	0.03%	-4.86%
FIRST ST BK OF ROSEMOUNT, ROSEMOUNT, MN	\$76,079	0.03%	11.59%
EMPOWER CU, WEST ALLIS, WI	\$75,396	0.03%	11.49%
WEST BK, WEST DES MOINES, IA	\$74,505	0.03%	2,630.12%
COMMUNITY RESOURCE BK, NORTHFIELD, MN	\$73,259	0.03%	10.14%
AMERICANA CMNTY BK, SLEEPY EYE, MN	\$72,956	0.03%	10.70%
ANOKA HENNEPIN CU, COON RAPIDS, MN	\$71,228	0.02%	20.23%
ADVIA CU, PARCHMENT, MI	\$69,981	0.02%	35.32%
STERLING ST BK, AUSTIN, MN	\$69,072	0.02%	42.96%

FI Name	Deposits	Share	1-Yr Growth
STATE BK OF COLD SPRING, COLD SPRING, MN	\$68,018	0.02%	22.94%
MAPLE BK, CHAMPLIN, MN	\$67,912	0.02%	44.97%
KENSINGTON BK, KENSINGTON, MN	\$67,858	0.02%	14.18%
AMERICAN INVESTORS BK & MTG, EDEN PRAIRIE, MN	\$65,930	0.02%	13.40%
ASHLAND CU, ASHLAND, KY	\$64,575	0.02%	12.10%
STAR CHOICE CU, MINNEAPOLIS, MN	\$63,140	0.02%	13.01%
SOUTHERN LAKES CU, KENOSHA, WI	\$60,894	0.02%	9.85%
CITIZENS BK MN, NEW ULM, MN	\$58,357	0.02%	19.18%
COMMUNITY ST BK, UNION GROVE, WI	\$58,243	0.02%	53.79%
FARMERS & MRCH SVG BK, MANCHESTER, IA	\$57,597	0.02%	16.91%
BONANZA VALLEY ST BK, BROOTEN, MN	\$57,549	0.02%	7.92%
KEY CMNTY BK, INVER GROVE HEIGHTS, MN	\$53,718	0.02%	22.43%
APPLETREE CU, WEST ALLIS, WI	\$52,348	0.02%	5.87%
NORTHWESTERN MUT WEALTH MGMT, MILWAUKEE, WI	\$50,500	0.02%	0.00%
BLACKHAWK CMNTY CU, JANESVILLE, WI	\$50,041	0.02%	15.83%
FIRST NB, OLDHAM, SD	\$47,268	0.02%	18.77%
PRINSBANK, PRINSBURG, MN	\$46,308	0.02%	19.24%
SOUTHPOINT FNCL CU, SLEEPY EYE, MN	\$44,225	0.02%	15.87%
PRIME SECURITY BK, KARLSTAD, MN	\$43,607	0.02%	22.87%
BREWERY CU, MILWAUKEE, WI	\$42,252	0.01%	23.43%
PIPEFITTERS STMFTRS CU, WOODBURY, MN	\$41,886	0.01%	19.77%
MINNESOTA LAKES BK, DELANO, MN	\$39,378	0.01%	33.86%
SELF-HELP FCU, DURHAM, NC	\$38,925	0.01%	31.14%
NORTH MEMORIAL FCU, ROBBINSDALE, MN	\$38,728	0.01%	11.33%
SMW FNCL CU, LINO LAKES, MN	\$38,307	0.01%	4.25%
HOME FSB, ROCHESTER, MN	\$37,741	0.01%	12.87%
AMERICAN NB OF MN, BAXTER, MN	\$37,725	0.01%	36.54%
FIRST FARMERS & MERCHANTS NB, FAIRMONT, MN	\$36,970	0.01%	23.74%
BNC NB, GLENDALE, AZ	\$36,903	0.01%	50.74%
CITY NB, LOS ANGELES, CA	\$36,210	0.01%	149.28%
NORTHERN STATES PWR ST PAUL CU, SAINT PAUL, MN	\$35,960	0.01%	-0.51%
FIRST BK ELK RIVER, ELK RIVER, MN	\$35,668	0.01%	41.46%
AMERICAN EQT BK, MINNETONKA, MN	\$34,935	0.01%	47.09%
COULEE BK, LA CROSSE, WI	\$34,913	0.01%	14.13%
CARPENTERS FCU, SAINT PAUL, MN	\$34,702	0.01%	13.90%
BOUNDARY WATERS BK, ELY, MN	\$33,944	0.01%	56.90%
PERENNIAL BK, DARWIN, MN	\$33,585	0.01%	15.70%
WAKOTA FCU, SOUTH SAINT PAUL, MN	\$33,094	0.01%	16.70%
HERITAGE CU, DE FOREST, WI	\$32,870	0.01%	18.53%
CORNERSTONE ST BK, MONTGOMERY, MN	\$31,894	0.01%	24.65%
CITIES CU, VADNAIS HEIGHTS, MN	\$30,558	0.01%	12.52%
CITIZENS ALLI BK, CLARA CITY, MN	\$30,286	0.01%	20.61%
CITIZENS CMNTY FED NA, ALTOONA, WI	\$29,673	0.01%	6.81%
TORO EMPL FCU, BLOOMINGTON, MN	\$29,494	0.01%	11.78%
UNITY BK, AUGUSTA, WI	\$29,222	0.01%	25.65%
MARINE CU, FOND DU LAC, WI	\$29,134	0.01%	12.76%
STAR BK, MAPLE LAKE, MN	\$27,086	0.01%	-19.31%
WEST METRO SCH CU, HOPKINS, MN	\$26,536	0.01%	6.77%
EAGLE CMNTY BK, MAPLE GROVE, MN	\$25,367	0.01%	11.62%
UNITY ONE CU, FORT WORTH, TX	\$25,303	0.01%	10.64%
WOODLANDS NB, HINCKLEY, MN	\$22,616	0.01%	30.65%

FI Name	Deposits	Share	1-Yr Growth
FOCUS CU, WAUWATOSA, WI	\$22,579	0.01%	11.91%
COLUMBIA S&LA, MILWAUKEE, WI	\$21,524	0.01%	6.57%
MINNESOTA CATHOLIC CU, LITTLE CANADA, MN	\$21,122	0.01%	11.72%
SAINT MARTIN NB, SAINT MARTIN, MN	\$19,863	0.01%	8.26%
CENTER NB, LITCHFIELD, MN	\$19,700	0.01%	70.46%
GREAT WESTERN BK, SIOUX FALLS, SD	\$18,784	0.01%	24.69%
CATHOLIC UNITED FNCL CU, SAINT PAUL, MN	\$17,568	0.01%	14.03%
BANK FIVE NINE, OCONOMOWOC, WI	\$16,781	0.01%	14.52%
STATE BK OF CHILTON, CHILTON, WI	\$15,096	0.01%	39.65%
FARM CR EMPL FCU, SAINT PAUL, MN	\$14,910	0.01%	11.90%
ENTERPRISE CU, BROOKFIELD, WI	\$14,652	0.01%	15.72%
PEOPLES ST BK, WAUSAU, WI	\$11,737	0.00%	NA
STATE BK OF FARIBAULT, FARIBAULT, MN	\$9,947	0.00%	377.53%
METROPOLITAN SVC CU, SAINT PAUL, MN	\$9,308	0.00%	-5.26%
HBI EMPL CU, SAINT PAUL, MN	\$8,047	0.00%	15.70%
FIRST PACE CU, WEST SAINT PAUL, MN	\$7,437	0.00%	10.65%
ELECTRIC MACHINERY EMPL CU, MINNEAPOLIS, MN	\$6,922	0.00%	3.76%
KENOSHA POLICE & FIREMENS CU, KENOSHA, WI	\$6,452	0.00%	2.54%
RIVERVIEW CU, SOUTH SAINT PAUL, MN	\$5,781	0.00%	22.38%
LATVIAN CU, MINNEAPOLIS, MN	\$4,609	0.00%	16.45%
ZIEGLER FCU, BLOOMINGTON, MN	\$4,219	0.00%	12.51%
TRANSIT OPERATIONS FCU, MINNEAPOLIS, MN	\$3,909	0.00%	4.60%
SAINT THOMAS EMPL FCU, SAINT PAUL, MN	\$3,459	0.00%	4.56%
AIR TECH CU, MILWAUKEE, WI	\$2,667	0.00%	-1.37%
WISCONSIN LATVIAN CU, MILWAUKEE, WI	\$2,652	0.00%	5.74%
EATON EMPL CU, EDEN PRAIRIE, MN	\$2,252	0.00%	-10.14%
IXONIA BK, IXONIA, WI	\$1,896	0.00%	NA
HOLY REDEEMER CMNTY CU SE WI, MILWAUKEE, WI	\$582	0.00%	-6.73%
AMERICAN BK NORTH, NASHWAUK, MN	\$0	0.00%	NA
WILMINGTON TR NA, WILMINGTON, DE	\$0	0.00%	NA
THRIVENT TR CO, APPLETON, WI	\$0	0.00%	NA

Copyright 2021 FI Navigator Corporation. Any data, files, or documents downloaded or obtained from FI Navigator is a component of the Licensee's Licensed Materials and deemed as Confidential Information. Licensee may only distribute Licensed Materials internally, either in original or modified form. Any other form of distribution is not permitted without the prior written consent of, and with express attribution to, FI Navigator Corporation.